




 GROSS INTERNAL AREA(GIA)
The footprint of the property
105.0sqm / 1130.2sqft

 TOTAL STORAGE SPACE
Storage and wardrobe total area
6.1sqm / 65.6sqft

 EXTERNAL STRUCTURAL FEATURES
Garden, Balcony, Terrace, Verandah etc.
0.0sqm / 0.0sqft

 RESTRICTED HEAD HEIGHT
Limited use area under 1.5m
0.0 sqm / 0.0sqft

Disclaimer: Floorplan measurements are approximate and are for illustrative purposes only. While we do not doubt the floorplan accuracy and completeness, you or your advisors should conduct a careful, independent investigation of the property in respect of monetary valuation.